ZenShield® Fully EMI Shielded
P Power pin

Board-to-Board Connectors

Click on each product information to jump to the web.

Product name		NOVASTACK® 35-P	NOVASTACK® 35-HDP	NOVASTACK® 35-HDN	NOVASTACK® 35-HDH	NOVASTACK® 35-PH	NOVASTACK®-B
Appearance		 P	ZenShield® P	ZenShield®	ZenShield®	 P	 P
Feature		Equipped hold-down combined power terminal	High-speed (20 + Gbps) Fully-shielded High power	High-frequency (-15 GHz) High-speed (20 + Gbps) Fully-shielded	High-speed (40 Gbps) Fully-shielded High profile	Authentic high-profile design with hold-down combined power terminal	High power (6 A x 4 pins)
Receptacle P/N		20709-0**E-**	20698-0**E-01*	20865-0**E-**	21004-0**E	20843-0**E-21	20713-004E-0*
Plug P/N		20708-0**E-**	20697-0**E-01*	20864-0**E-**	21003-0**E	20842-0**E-21	20712-004E-0*
Pitch		0.35 mm	0.35 mm	0.35 mm	0.35 mm	0.35 mm	0.4 (signal), 1.7 (power) mm
Pin count	Range	10 to 80 (signal contact) + 2 (power hold-down)	6 to 76 (signal contact) + 4 (power contact)	10 to 60	10 to 70	10 to 50 (signal contact) + 2 (power hold-down)	2 to 4 (signal contact) + 4 (power contact)
	Available	10, 14, 16, 18, 20, 24, 30, 34, 40, 50, 60 (signal contact) + 2 (power hold-down)	16, 28, 34, 42, 56, 62 (signal contact) + 4 (power contact)	10, 20, 30 -	60, 70 -	10, 30, 40, 50 (signal contact) + 2 (power hold-down)	4 (signal contact) + 4 (power contact)
		* Please inquire for pin counts not listed as available or outside of the pin count range.					
Mated Size	Stack height	0.7 +/- 0.1 mm	0.7 +/- 0.05 mm	0.7 +/- 0.05 mm	1.5 +/- 0.10 mm	1.5 +/- 0.06 mm	0.6 +/- 0.1 mm
	Width	2.17 + (0.35 x pin count/2) mm	4.89 + (0.35 x pin count/2) mm	4.15 (10 pin) mm 5.90 (20 pin) mm 7.90 (30 pin) mm	3.3 + (0.35 x pin count/2) mm	2.65 + (0.35 x pin count/2) mm	3.20 + (0.4 x pin count/2) mm
	Depth	2.3 mm	3.7 mm	2.15 mm	3.64 mm	2.8 mm	2.6 mm
Wiping Length		0.19 (10 to 50 pin) mm 0.13 (52 to 80 pin) mm	Signal contact : 0.11 mm Power contact : 0.13 mm	0.14 mm	0.33 mm	0.32 mm	0.1 mm
Current Rating	Signal Pin	0.3 A/pin		1.0 A /pin (max. 10 pin) (12 pin and over : 12.0 A AC/DC (Total))	0.5 A/pin (12.0 A max. (Total))	0.3 A/pin	1.0 A/pin
	Power Pin	2.0 A/pin x 2	2.2 A/pin x 4	-	-	3.0 A/pin x 2	6.0 A/pin x 4
Operating Temperature		-40 to + 85℃	-40 to +85℃	-40 to +85℃	-40 to +85℃	-40 to +85℃	-40 to +85℃

Copyright © I-PEX Inc. All rights reserved.

I-PEX Product Series

MHF®
Series

RF Connectors

EVAFLEX®
Series

MINIFLEX®
Series

FPC/FFC Connectors

AP
Series

Terminals

CABLINE®
Series

Micro-Coaxial/
Twinaxial
Connectors

ISH®
Series

IARPB®
Series

Wire-to-Board
Connectors

MINIDOCK™
Series

I/O Connectors

NOVASTACK®
Series

Board-to-Board
Connectors

Please contact us for custom products.

Copyright © I-PEX Inc. All rights reserved.

I-PEX, MHF, CABLINE, NOVASTACK, EVAFLEX, MINIFLEX, ISH, IARPB, IASLP, ESTORQ, i-Fit and ISFIT are registered trademarks of I-PEX Inc. Please note that the contents in the catalog might be changed without prior notification. I-PEX Inc. assumes no responsibility for any inaccuracies or obligation to update Information on these documents. Please be sure to read and understand the latest "Precautions for Use" and "Instruction Manual" before you use our products. We shall not be responsible for any defects, damages or troubles in case you use our products without following the precautions for use. Please feel free to contact our sales representatives when you use our products for any applications that require very high reliability and safety, or that relate to human life (ex. nuclear power control, aerospace, transportation, medical equipment, safety equipment etc.).

Contact your sales representative for more detailed information. [i-pex.com]

I-PEX Inc.