



Thermal Interface Material Dispensing Guide

For Thermally Conductive Gels, Cure-in-Place Potting Compounds and Thermal Greases





Thermal Interface Material Dispensing Guide

Overview of Dispensable Materials	6
THERM-A-GAP™ Gels	6
THERM-A-FORM™ Cure-in-Place Potting and Underfill Materials	7
Thermal Greases	8
Material Selection	9
Equipment Types	10
Low Volume Dispensing Methods	10
High Volume Dispensing Methods	11
Technical Parameters	12
High Volume Equipment Considerations	12
Part Considerations	13
Dispense Patterns & Process Considerations	14
Surface Wetting	15
Special Material Considerations	16
Packaging Options	19



Introduction

Parker Chomerics thermal interface material dispensable products are ideal solutions for today's electronic packages. Thermally conductive, dispensable materials have the ability to cover a variety of gaps and form complex geometries.

This ability to conform provides reduced thermal contact resistances and thus reduces the temperature and increases the efficiency of the electronic application, while providing low closure force. When using dispensable products, specifiers should consider factors such as pump equipment, mating surfaces, tolerance stack up, closure force and physical application of the material.



There are many options for dispensing equipment, ranging from manual syringes to high-volume automated dispensing systems. The choice of the proper equipment will depend on several factors, including volume, labor/equipment cost, precision requirements and material type to be dispensed. When choosing the appropriate dispensing equipment, designers should keep in mind how the equipment may interact with the material. The material and the delivery system need to be compatible to optimize equipment life and maintain material properties.

To achieve high thermal conductivity, our thermal materials are filled with ceramic particles. Due to this loading, the thermal compounds are highly viscous and may be abrasive.

Therefore, they will dispense differently than common low-viscosity greases or adhesives. Once the proper equipment is chosen, certain factors should be considered to increase the quality and throughput of the material. These factors may include needle/nozzle height, dispensing pattern, dispensing speed, needle diameter, substrate surface finish, etc.

The intent of this guide is to help the user select Parker Chomerics thermally conductive dispensable materials and dispensing equipment and better understand the dispensing process.



THERM-A-GAP™ Gels

Dispensable, Very Low Compression Force, Thermal Gap Fillers



THERM-A-GAP™ Gels are high-performance, single-component, dispensable thermal materials that are either fully cured or require no curing. These unique gel materials result in much lower mechanical stress on delicate components than even the softest gap-filling pads.

These gels are highly conformable and provide low thermal impedance like greases but are designed to overcome the pump-out and dry-out issues associated with grease. THERM-A-GAP Gels are designed to be dispensed in applications requiring low compression forces and minimal thermal resistance for maximum thermal performance. They are ideal for filling variable thickness gaps in a single application.

FEATURES / BENEFITS

- Fully cured or require no curing
- Requires no refrigeration, mixing or additional curing
- Proven long-term reliability and superior performance
- No settling occurs in storage

HIGHLY CONFORMABLE AT LOW PRESSURES

- Ideal for multiple thickness gaps under one common heat sink
- Applies very low stress on components, which makes it ideal for delicate applications
- Allows for design flexibility compared to thermal pads

ONE-COMPONENT DISPENSABLE

- Eliminates hand assembly
- Decreases installation cost
- Eliminates multiple pad part sizes/numbers

EXCELLENT SURFACE WETTING

- Excellent for maintaining contact through thermal cycling

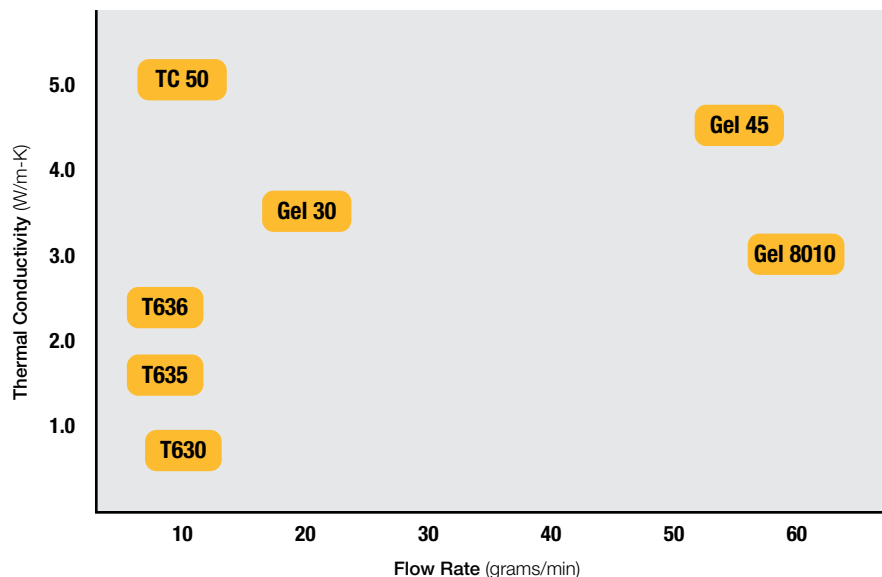
TYPICAL APPLICATIONS

- Automotive electronic control units (ECUs)
- Engine, transmission and braking/traction controls
- Power conversion equipment
- Power supplies and uninterruptable power supplies
- Power semiconductors
- MOSFET arrays with common heat sinks
- Televisions and consumer electronics

STORAGE CONDITIONS

- Materials should be stored at 50 to 90°F (10 to 32°C) at 50% relative humidity.

PERFORMANCE GUIDE



THERM-A-FORM™

Cure-in-Place Potting and Underfill Materials



THERM-A-FORM™ Cure-In-Place (CIP) compounds are thermally conductive dispensed silicone elastomer products designed for heat transfer without excessive compressive force in electronics cooling applications. Unlike THERM-A-GAP Gels, which are either pre-cured or require no curing, THERM-A-FORM materials require curing, hence their name “cure-in-place.”

THERM-A-FORM Cure-In-Place dispensable compounds are RTV (room temperature vulcanizing) liquid materials which can be dispensed and then cured into complex geometries for cooling of multi-height components on a PCB. Each compound is available in ready-to-use cartridge systems, eliminating weighing, mixing and degassing procedures.

FEATURES / BENEFITS

CURE-IN-PLACE DISPENSABLE COMPOUNDS

- Filling, potting, overfill, under fill, sealing and encapsulating
- Flows around complex parts
- Ideal for multiple thickness gaps under one common heat sink

- Can cure at elevated heat cycle or at room temperature
- Localized encapsulating of components
- Ceramic particles act as natural standoffs for electrical isolation
- Room temperature and elevated cure available

CONFORMABLE (LOW MODULUS)

- Mold to complex irregular shapes without excessive force on components
- Insulates against shock and vibration

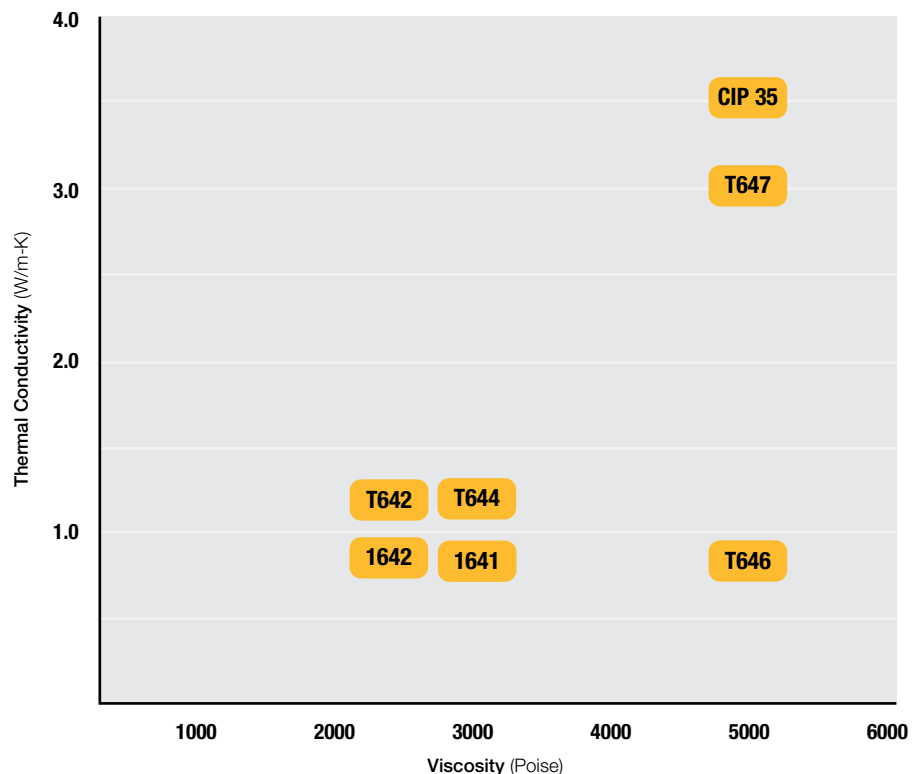
TYPICAL APPLICATIONS

- Power conversion equipment
- Power supplies and uninterruptable power supplies
- LED modules & power drivers
- Telecom base stations

STORAGE CONDITIONS

- To maintain uniformity, tubes/ cartridges should be stored horizontally. Remixing prior to dispensing is not advised, unless the material can be vacuum degassed, to remove any air bubbles. They should be stored at 50 to 90°F (10 to 32°C) at 50% relative humidity.

PERFORMANCE GUIDE



Thermal Greases



TYPICAL APPLICATIONS

- LED modules
- Microprocessors (mobile servers & desktops)
- Memory modules
- DC/DC converters
- Power semiconductors
- Telecom base stations

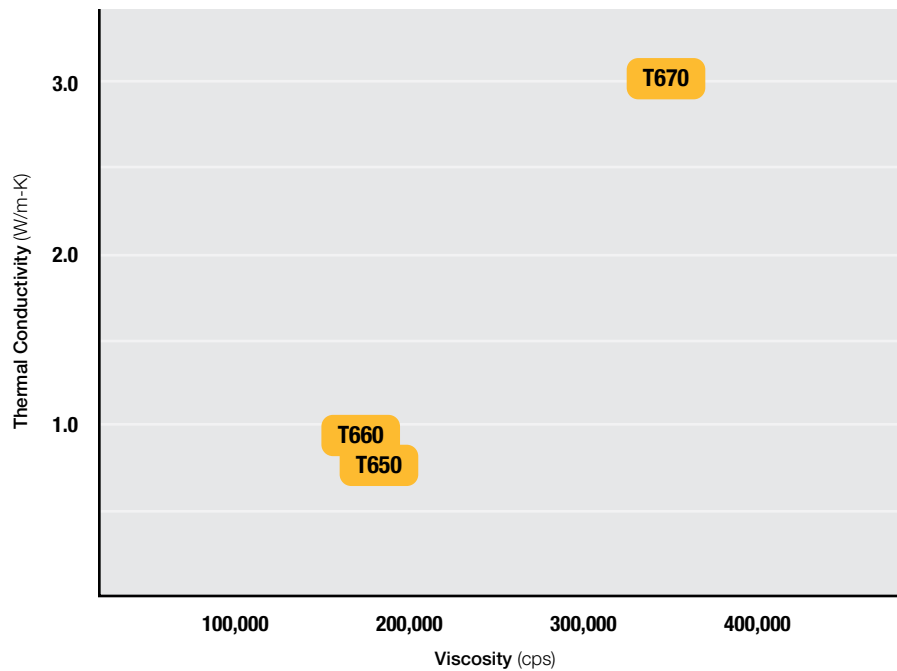
STORAGE CONDITIONS

- Material may settle overtime in storage. Best practice is to remix the material prior to use. Materials should be stored at 50 to 90°F (10 to 32°C) at 50% relative humidity.

Parker Chomerics thermal greases offer a range of performance covering the simplest to the most demanding thermal requirements. These materials are screened, stenciled or dispensed and require virtually no compressive force to conform under typical assembly pressures. They are excellent for conforming to surface micro-voids created by machining/casting to reduce thermal impedance.

Thermal greases have excellent surface wetting characteristics and flow easily to fill voids at the interfaces resulting in low thermal impedance even at low pressure.

PERFORMANCE GUIDE



FEATURES / BENEFITS

HIGHLY CONFORMABLE

- Low thermal impedance
- Deflects under minimal compressive forces
- Great surface wetting
- Excellent ability to fill micro-voids

ONE COMPONENT

- Excellent for screening and stenciling
- Requires no cure cycle





Figure 1: Stenciling Typical application method is to stencil the compound onto the chip or heat-sink. Application patterns can vary depending on the area of coverage. The image above depicts a typical square grease pattern being applied onto a heat-sink with a squeegee or spatula.

Choosing a Thermal Interface Material (TIM) and Dispensing Method



When designing in a dispensable TIM, there are several considerations to keep in mind when determining the appropriate product. The main purpose of the material is to conduct heat, but with a dispensable TIM, there is more to the selection process than simply evaluating thermal conductivities.

Temperature and Environment

To choose the appropriate material for the application, there has to be an understanding of the heat generation that must be dissipated, as well as environmental conditions and limits. Occasionally there are

substrates that limit the temperatures that be used for curing a THERM-A-FORM cure-in-place material. Other applications (automotive, under-the-hood) may present high vibration exposure or extreme temperature cycling that would restrict the type of material that can be used. For example, a THERM-A-GAP Gel material may be selected over a cure-in-place material in applications with extreme thermal shock and vibration because of its inherent tack and elasticity.

Mechanical

The nominal gap and expected variation in gap will dictate the amount, or thickness, of TIM required. Forces generated by expansion/contraction or vibration, coupled material hardness, will result in stress on components. Selection of a soft, conformable material with appropriate thickness will minimize potential damage to critical components.

Dielectric Strength

Parker Chomerics thermal interface materials are comprised of resins and ceramic fillers that are inherently electrically isolating. The largest filler particles will dictate the minimum gap that can be achieved to prevent direct contact of electrical component to heat-spreader.

Package Size

Parker Chomerics offers various packaging formats and sizes. Selection of the appropriate format will be a function of throughput, shot size and expected change over time, as well as compatibility with dispensing equipment. Custom packaging may be available upon request.

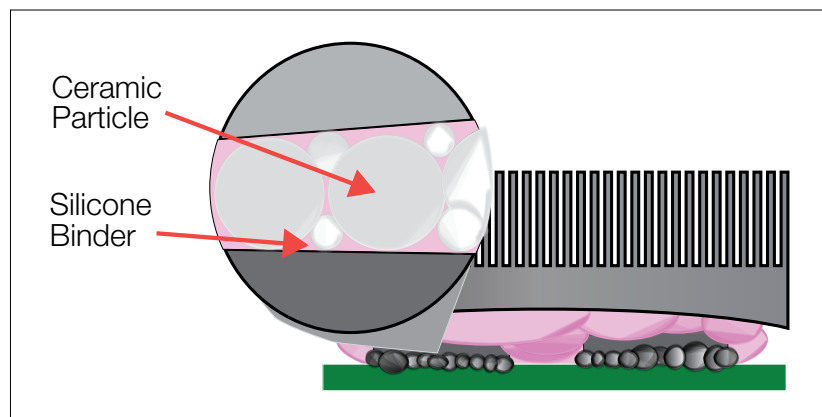


Figure 2: Electrical Isolation

Typical ceramic particles shown as natural mechanical stand-offs for electrical isolation.

Table 1: Low-Volume Dispensing Methods

	Jar or Container		Manual Hand Dispensing		Cartridge Caulking Gun			Short Size Controllers	
	Single Component Syringe	Mixpac™ with Static Mixer	Manual	Battery Powered	Air or Pneumatic	Pressure/Time	Positive Displacement		
Features & Benefits	No capital, immediate installations, small & portable, versatile with tip attachment, no purging required					No capital, small & portable, ergonomically preferred	Repeatable shot size, no purging, versatile tip geometry	Precision shot size control, no purging, versatile tip geometry, improved bead termination	
Operator Responsibility	Dispensed size, cycle-time, location & shape	Dispensed size, cycle-time, pressure, location & shape		Dispensed size, cycle-time, pressure, location & shape	Dispensed size, cycle-time, location & shape	Dispensed size, location & shape	Location & shape	Location & shape	
Variability in Dispensed Part	Size, shape, rate & location			Size, shape, rate & location	Size, shape & location	Size, shape & location	Location & shape	Location & shape	
Parker Chomerics Material Package Description	1.4 cc & 120 cc (1 pint with vial)	1-10 cc Syringe	10:1 35-250 cc 1:1 45-200 cc Cartridge with static mixer	300 cc Aluminum cartridge		30-360 cc Cartridge	30-360 cc Cartridge	30-360 cc Cartridge	
Material Cost	Larger bulk containers are the most economical price per cc								
Common Equipment Vendors	None	None	Sulzer Mixpac™	Albion, SEMCO®	Albion	Albion & SEMCO®	Nordson EFD, SEMCO® & Fisnar	Fishman, PVA, Nordson EFD	
Equipment Description	None		B System (35 cc & 45 cc Sulzer)	B26 (Albion)	846-1E (Albion)	846-1A (Albion)	Performus III, Ultra 2400 Series, Ultra 1400 Series & Ultra 870 Series (Nordson EFD)	TBD	
			DSP501N & JB1113N (Fisnar)		TBD				
			F System (200 cc & 250 cc Sulzer)	850 (SEMCO®)	TBD	250-A & 550 (SEMCO®)	250-B (SEMCO®)	TBD	
			TBD		TBD				
Comments	For Stenciling use a die-cut mylar that is thicker than the minimum bond-line thickness	Hand-held syringe	Manual dispense system with appropriate mix-ratio (material dependent).	Manual caulking gun may dispense faster depending on the operator.	Battery-powered caulking gun may dispense faster depending on the operator.	Air-powered caulking gun may dispense faster depending on the operator.	Table top unit, that can handle high viscosity compounds and regulates pressure and time. Flow rate is measured at 90 psi directly out of the cartridge.	Table-top unit, that can handle high viscosity compounds and regulates displacement.	

NOTE: Parker Chomerics does not officially endorse any of the equipment above or supply it. For equipment technical support please contact the vendors listed. SEMCO is a registered trademark of PPG Aerospace. Mixpac is a trademark of Sulzer.

Table 2: High-Volume Dispensing Methods

	Bench-Top Dispensing Systems	High-Volume Dispensing Module	
		Cartridge Pumping and Robotic Dispense System	Pail Pump and Transport System
Features & Benefits	Repeatable shot size and shape, programmable XYZ direction and speed, continuous dispensing, low capital investments	Fastest cycle type, lowest material cost, visual inspection systems, fully automated system, best control and yield, continuous dispensing, repeatability in shot size & shape	Fastest cycle type, lowest material cost, visual inspection systems, fully automated system, best control and yield, continuous dispensing, repeatability in shot size & shape, multi-process step
Operator Responsibility (Post Programming & General System)	Seating application under dispensing head	Purging dispense system between materials	Purging dispense system between materials
Variability in Dispensed Part	None		
Parker Chomerics Material Package Description	30-360 cc Cartridge	6 oz (180 cc), 8 oz (240 cc), 12 oz (360 cc), 20 oz (610 cc), & 32 oz (953 cc) Cartridge	1-5 Gallon pail
Material Cost	Larger bulk containers are the most economical price per cc		
Common Equipment Vendors	Camelot, Fisnar and Nordson EFD	Please contact local territory sales manager or applications engineering for high-volume equipment recommendations	
Equipment Description	F4200N (Fisnar)		
	I+J4100LF & DSP501A-LF (Fisnar)		
Comments	Programmable table top unit that is compatible with available packaging.	Pump dispenses directly out of the cartridge to dispensing value. Gear pumps and soft metal component pumps are not recommended. Short hoses with minimum ID, and limited bends and elbows are ideal to minimize shear.	Pump dispenses directly out of the pail to dispensing value. Conductive filler is abrasive. Gear pumps and soft metal component pumps are not recommended. Short hoses with minimum ID, and limited bends and elbows are ideal to minimize shear.

NOTE: Parker Chomerics does not officially endorse any of the equipment above or supply it. For equipment technical support please contact the vendors listed.

High Volume Equipment Considerations



High volume applications will require an appropriate dispensing system designed for larger package formats (i.e., SEMCO cartridges and pails).

- The proper equipment choice will be a function of geometry, throughput requirements, material type and package.
- Material selection should be defined *prior* to selecting equipment to optimize material performance and long-term equipment maintenance.

Most thermal interface materials contain high concentrations of ceramic filler to maximize their thermal performance, so they dispense differently than unfilled polymers or greases. THERM-A-GAP Gels are unique materials, in that they are thermally conductive polymers that are either fully cured or require no post cure and can be extruded.

The advantage in using THERM-A-GAP Gels is that they do not require any mixing or curing once they are dispensed.

- To maintain the material's integrity as it is dispensed in high volume, the user should minimize tubing lengths, maximize tubing inside diameters and reduce the number of elbows (i.e., bends or angular connections).
- Using a larger-orifice needle tip reduces the amount of shear on the material (please refer to "Technical Parameters: Dispense Patterns & Process Considerations").

To successfully dispense THERM-A-GAP Gels with minimal impact to their physical properties, simple ram/piston pump systems with adequate force capability have proven most reliable.

- It is not recommended to use reciprocating pumps, gear pumps or other complex pumping designs as they can impart excessive stress on the material.

- Pump systems that have high a degree of mechanical interaction with the material may increase maintenance needs due to the high concentrations of thermally conductive and sometimes abrasive fillers. The valve that dispenses, or controls, the amount of material dispensed needs to be constructed of wear-resistant components to endure a maximum number of cycles.

The most successful valves use a progressive cavity (i.e., displacement type option) and are geometrically simple. Other features that are available in valves, including a "snuff-back design" as well as built-in shot-size calibration/control, can aid in the termination of the dispensed bead.

THERM-A-FORM CIP materials are two-component materials and require similar equipment design as THERM-A-GAP Gels, but must also take into consideration mixing, metering and curing.

- THERM-A-FORM materials require maximizing the tubing's inside diameter while minimizing tube lengths and number of elbows used (i.e., bends or angular connections).
- Mix carefully so as not to introduce any air voids – can also be done under vacuum.
- Use a static mixer to blend both components of the material.
- Metering, ensuring the proper amount of each side is blended, must be accurate to maintain the material's end properties.

Part Considerations



Once a thermal interface material (TIM) has been selected and the dispensing system has been defined, the next step is to analyze the part(s) to ensure that the correct volume of TIM is delivered to the required location in the correct shape.

As a starting point, use the following tasks to guide part analysis:

- Define number of target locations.
- Determine whether the TIM will be dispensed on the component side or heat sink side.
- Consider all operations that occur post-dispense and prior to final assembly that may affect form, placement, cleanliness, position, etc.
- Define dispense technique (this is a function of TIM type, geometry, etc.) Examples include screening, potting, injection and direct dispense to target.

- Consider any physical obstructions that the dispense head will have to navigate around.
- Calculate shot size per dispense location (function of the area of coverage, gap(s) and shape).
- Assess the surfaces that will be in contact with the TIM: composition, roughness and geometric features.
- Address cleanliness for proper wetting and thermal performance.

Assess the special conditions that the TIM will be subject to (please refer to “Technical Parameters: Special Material Considerations”).

- Orientation, vibration, mechanical stresses and temperature extremes
- Cure conditions when high temperature cure is required for a THERM-A-FORM CIP, with low melt materials in proximity
- Transporting of part to multiple locations, i.e., packaging, climate, protection, etc.

Surface Roughness Values		
Grade number	Micro-meter	Micro inches
N8	3.2	125
N9	6.3	250

Table 3: A surface roughness of N8 or rougher is recommended



Figure 4: Multiple location casting

Dispense Patterns & Process Considerations




Figure 5: Dispensing Patterns A simple dot like the first pattern provides adequate coverage, shortest cycle time and least chance of introducing air into the TIM. The more complex the profile, the greater the probability for introducing air (e.g., serpentine and spiral).

To maximize thermal performance, the thermal material must contact the entire target area on both the component and heat sink surfaces without air entrapment. In order to achieve this, a proper dispense pattern is critical.

Taking part considerations into account (as discussed on the previous page), the next process design task is to specify the dispensed material pattern.

Consider the following parameters:

- Volume required – a function of the nominal gap, tolerances and geometries
- Shape of bead required to “wet out” the entire targeted area
- Shot location and registration
- Elimination of potential trapped air

Process verification:

- Visual inspection (if possible)
- Automatic/integrated optical verification
- Functional tests (measurement of critical junction temperatures as a function of power)

Achieve repeatable shot volume:

- If repeatability is inadequate, consider the effect of the dispense tip, the effect of shear and time, the effect of cure (if it is a CIP material) and the effect of adding a precision valve (if necessary).
- Always establish a minimum volume that is required to cover the entire range of gap volumes.
- Build in a shot-size calibration process to verify that dispense rates are not variable. Adjust dispense pressure or shot times as a function of shot-size measurements.

Optimize the shape of the dispensed material:

- Determine a dispense pattern (dot, line or serpentine) that will “wet” the entire target, and that offers a bead height enough to fully contact the opposing target surface without air voids
- Consider the path of egress to minimize any possible air entrapment.
- Optimization of pattern can reduce material consumption while ensuring the functional gap is filled.

To properly locate (or register) the dispensed material to the part:

- Start with a proper fixturing and adjustment scheme to ensure registration between dispense head and part.
- Build appropriate verification checks into the process.

To optimize cycle time:

- Adjust dispense pressure (increase), needle orifice diameter (increase) and hose lengths/angles/flow obstructions of the delivery system (decrease).
- Beware of trade-offs associated with improvement of flow and cycle time, such as effects of shear on the material, sag/slump behavior, effects on shape of pattern and filler separation in delivery system (damming).

Surface Wetting



Figure 6: Common Line Dispensing Concerns Common dispensing issues: (1, top) system did not have a program for bead termination; (2, middle top) needle was too high and there was no bead termination programmed; (3, middle bottom) needle too low; (4, bottom) correct height with bead termination.

Proper adherence starts with a clean surface. Confirm that your part's surface is free of lint, processing oils and FOD (foreign object debris). If there is a concern with cleanliness, the surface can be cleaned with a mild solvent, such as isopropyl alcohol (IPA), or any suitable surface cleaner.

The objective is to have the dispense tip as low as possible to achieve sufficient wetting and bead initiation/termination (see figure 6). This may require some dispensing trials to determine the appropriate combination of dispense tip diameter, height and corresponding speed and service pressure.

- Be sure to target each bead shape and volume to properly wet and fill the gap between the two surfaces.
- Consider a bead height of 2X to 3X the nominal gap to promote wetting.

As a general rule, increased surface roughness will increase the surface area available for wetting. In vertical applications, the increased surface roughness will provide an increased resistance to slide. For additional technical support regarding vertical gap dispensing, please contact Parker Chomerics Applications Engineering.

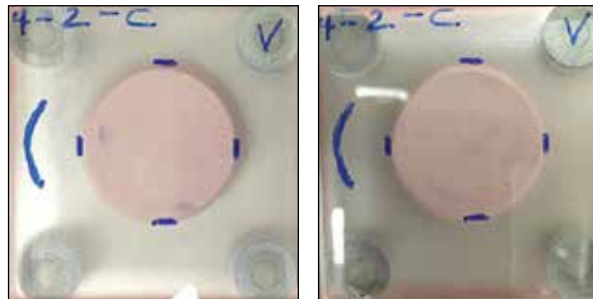


Figure 7: Reliability Reports The images above show one of the 18 trials that were performed on THERM-A-GAP Gel 30 in a vertical orientation tested under several different surface roughnesses, gaps and surface areas. The test fixtures were subject to temperature shock and random vibration. Contact Parker Chomerics Applications for report. (Image to the left is before and Image to the right is after the treatment.)

- Increasing the shot size, contact area and surface roughness will aid in slide resistance of the material.
- Staging time (prior to further processing) will enhance wetting of the material to the target surfaces (i.e., component, heat spreader).

For re-work:

- First remove the bulk of the material using a soft tool that will not damage the substrate (i.e., a rubber spatula, tongue depressor).
- Apply a mild surface cleaner such as IPA to remove remaining residue and clean the surface, then reapply the TIM.

As THERM-A-GAP Gel materials are either pre-cured or do not require a cure, THERM-A-FORM cure-in-place materials may be more difficult to peel once they cure.

The best way to remove the THERM-A-FORM material is to abrade the surface with a soft tool (wooden stick or cotton swab) and then clean the surface with IPA (toluene may work better).

Special Material Considerations



THERM-A-GAP GELS are filled elastomers that are either fully cured or do not require post cure and are loosely cross-linked and can easily be extruded. Excessive shear force from complex dispense geometries and high pressure can affect the material structure and affect the rheology of the material.

- It is important to minimize the degree of shear imparted on THERM-A-GAP Gels during application by using a needle with a larger orifice, larger inner diameter tubing, fewer elbows and lower pressure.

Due to this sensitivity to shear, THERM-A-GAP Gels are designed to be dispensed out of the packaging *only once*. Repackaging would change the mechanical properties of the material.

For THERM-A-GAP Gel rework:

- Use a cloth, lint-free towel or spatula to remove the THERM-A-GAP Gels from the substrate.
- After the material is removed, fresh material should be reapplied.

THERM-A-FORM CIP (Cure-In-Place) compounds are designed to be dispensed and cured directly into the application.

- Surfaces should be free from any cure-inhibiting contaminants, especially those containing:
 - Nitrogen
 - Sulfur
 - Tin
 - Phosphorus
 - Latex

It is important to consider cure times and temperatures required to fully cure the material, and their effect on processing, cycle times and substrates.

- Every 10°C (50°F) increase in cure temperature will reduce the cycle to half of the original time (keeping in mind the exposure limits of other components).

THERM-A-FORM pot life considerations:

- Once catalyzed, there is a finite amount of time that the material will flow adequately.
- Proper measures must be addressed to ensure shot size control.
- Static mixing nozzles are provided with all standard two-component THERM-A-FORM products.
- Use the appropriate static mixing nozzle as they differ with mix ratio (i.e., 1:1 and 10:1).

For THERM-A-FORM compound rework:

Components encapsulated by a THERM-A-FORM compound can be removed by notching and peeling away the cured compound from the components.

Thermal Greases were designed to achieve minimum bond-line.

- Typical application is through stenciling or screen printing.
- Be sure that the screen or stencil is a minimum of 3X thicker than the maximum particle size in the compound.

If the holes of the screen are too small or the stencil is too thin, it may filter out some of the thermally conductive particles in the grease. Due to the non-crosslinked nature of thermal greases, they may tend to separate in the package. It is best practice to always mix the material prior to use.

For Thermal Grease rework:

- Thermal greases can be removed with a simple cleaning solvent prior to reapplying.

Packaging Options

Table 4 - Packaging Options

Code	Packaging Options Pictured Below	Standard Fill Level (cc)
A	30 cc Taper Tip Cartridge	27
B	30 cc Optimum Cartridge/Tip	27
C	35 cc Cartridge Kit (10:1) w/ Static Mixer	34/3.4
D	45 cc Cartridge Kit (1:1) w/ Static Mixer	22/22
E	200 cc Cartridge Kit (1:1)	95/95
F	250 cc Cartridge Kit (10:1) w/ Static Mixer	244/2.4
G	300 cc Aluminum Caulking Tube (13 oz)	300
H	6 oz SEMCO	150
I	6 oz EFD	150
J	20 EFD	320
K	20 oz SEMCO	570
L	1 Gallon Pail	3250
Code	Packaging Options Not Pictured	Standard Fill Level (cc)
M	10 cc Syringe w/ Cap	10
N	4 oz Primer Vial	118
O	1.4 cc Jar	1.4
P	2.5 cc Tube	2.5
Q	55 cc Optimum® Cartridge	52
R	8 oz SEMCO	225
S	8 oz Plastic Jar	80/160 for greases
T	12 oz SEMCO	320
U	20 oz SEMCO	570
V	32 oz SEMCO	900
W	32 oz EFD	900
X	5 Gallon Pail	7800

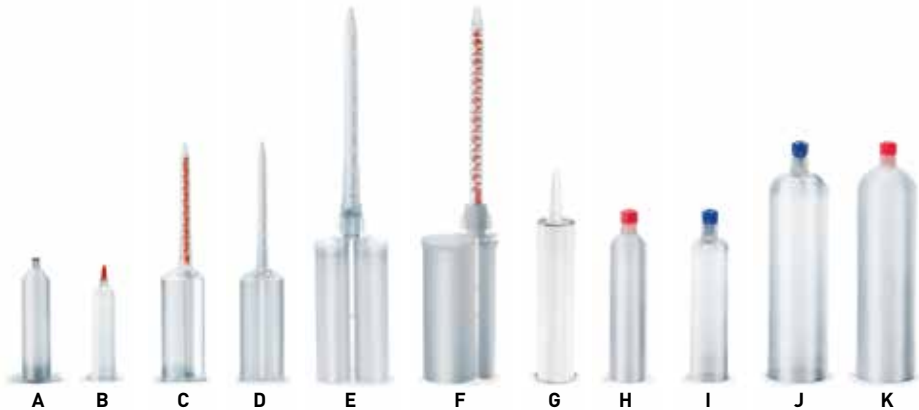


Figure 8: Typical packaging options



Figure 9: Typical high-volume packaging options

Offer of Sale

PARKER-HANNIFIN CORPORATION OFFER OF SALE

1. **Definitions.** As used herein, the following terms have the meanings indicated.
- Buyer:** means any customer receiving a Quote for Products from Seller.
- Goods:** means any tangible part, system or component to be supplied by the Seller.
- Products:** means the Goods, Services and/or Software as described in a Quote provided by the Seller.
- Quote:** means the offer or proposal made by Seller to Buyer for the supply of Products.
- Seller:** means Parker-Hannifin Corporation, including all divisions and businesses thereof.
- Services:** means any services to be supplied by the Seller.
- Software:** means any software related to the Products, whether embedded or separately downloaded.
- Terms:** means the terms and conditions of this Offer of Sale or any newer version of the same as published by Seller electronically at www.parker.com/saleterms.

2. **Terms.** All sales of Products by Seller are contingent upon, and will be governed by, these Terms and, these Terms are incorporated into any Quote provided by Seller to any Buyer. Buyer's order for any Products whether communicated to Seller verbally, in writing, by electronic data interface or other electronic commerce, shall constitute acceptance of these Terms. Seller objects to any contrary or additional terms or conditions of Buyer. Reference in Seller's order acknowledgement to Buyer's purchase order or purchase order number shall in no way constitute an acceptance of any of Buyer's terms of purchase. No modification to these Terms will be binding on Seller unless agreed to in writing and signed by an authorized representative of Seller.

3. **Price/Payment.** The Products set forth in Seller's Quote are offered for sale at the prices indicated in Seller's Quote. Unless otherwise specifically stated in Seller's Quote, prices are valid for thirty (30) days and do not include any sales, use, or other taxes or duties. Seller reserves the right to modify prices at any time to adjust for any raw material price fluctuations. Unless otherwise specified by Seller, all prices are F.C.A. Seller's facility (INCOTERMS 2010). All sales are contingent upon credit approval and payment for all purchases is due thirty (30) days from the date of invoice (or such date as may be specified in the Quote). Unpaid invoices beyond the specified payment date incur interest at the rate of 1.5% per month or the maximum allowable rate under applicable law.

4. **Shipment; Delivery; Title and Risk of Loss.** All delivery dates are approximate. Seller is not responsible for damages resulting from any delay. Regardless of the manner of shipment, delivery occurs and title and risk of loss or damage pass to Buyer, upon placement of the Products with the shipment carrier at Seller's facility. Unless otherwise agreed, Seller may exercise its judgment in choosing the carrier and means of delivery. No deferral of shipment at Buyers' request beyond the respective indicated shipping date will be made except on terms that will indemnify, defend and hold Seller harmless against all loss and additional expense. Buyer shall be responsible for any additional shipping charges incurred by Seller due to Buyer's acts or omissions.

5. **Warranty.** The warranty related to the Products is as follows: (i) Goods are warranted against defects in material or workmanship for a period of twelve (12) months from the date of delivery or 2,000 hours of use, whichever occurs first; (ii) Services shall be performed in accordance with generally accepted practices and using the degree of care and skill that is ordinarily exercised and customary in the field to which the Services pertain and are warranted for a period of six (6) months from the completion of the Services by Seller; and (iii) Software is only warranted to perform in accordance with applicable specifications provided by Seller to Buyer for ninety (90) days from the date of delivery or, when downloaded by a Buyer or end-user, from the date of the initial download. All prices are based upon the exclusive limited warranty stated above, and upon the following disclaimer:

DISCLAIMER OF WARRANTY: THIS WARRANTY IS THE SOLE AND ENTIRE WARRANTY PERTAINING TO PRODUCTS. SELLER DISCLAIMS ALL OTHER WARRANTIES, EXPRESS AND IMPLIED, INCLUDING DESIGN, NONINFRINGEMENT, MERCHANTABILITY, AND FITNESS FOR A PARTICULAR PURPOSE. SELLER DOES NOT WARRANT THAT THE SOFTWARE IS ERROR-FREE OR FAULT-TOLERANT, OR THAT BUYER'S USE THEREOF WILL BE SECURE OR UNINTERRUPTED. BUYER AGREES AND ACKNOWLEDGES THAT UNLESS OTHERWISE AUTHORIZED IN WRITING BY SELLER THE SOFTWARE SHALL NOT BE USED IN CONNECTION WITH HAZARDOUS OR HIGH RISK ACTIVITIES OR ENVIRONMENTS. EXCEPT AS EXPRESSLY STATED HEREIN, ALL PRODUCTS ARE PROVIDED "AS IS".

6. **Claims; Commencement of Actions.** Buyer shall promptly inspect all Products upon receipt. No claims for shortages will be allowed unless reported to the Seller within ten (10) days of delivery. Buyer shall notify Seller of any alleged breach of warranty within thirty (30) days after the date the non-conformance is or should have been discovered by Buyer. Any claim or action against Seller based upon breach of contract or any other theory, including tort, negligence, or otherwise must be commenced within twelve (12) months from the date of the alleged breach or other alleged event, without regard to the date of discovery.

7. **LIMITATION OF LIABILITY.** IN THE EVENT OF A BREACH OF WARRANTY, SELLER WILL, AT ITS OPTION, REPAIR OR REPLACE THE NON-CONFORMING PRODUCT, RE-PERFORM THE SERVICES, OR REFUND THE PURCHASE PRICE PAID WITHIN A REASONABLE PERIOD OF TIME. IN NO EVENT IS SELLER LIABLE FOR ANY SPECIAL, INDIRECT, INCIDENTAL OR CONSEQUENTIAL DAMAGES ARISING OUT OF, OR AS THE RESULT OF, THE SALE, DELIVERY, NON-DELIVERY, SERVICING, NON-COMPLETION OF SERVICES, USE, LOSS OF USE OF, OR INABILITY TO USE THE PRODUCTS OR ANY PART THEREOF, LOSS OF DATA, IDENTITY, PRIVACY, OR CONFIDENTIALITY, OR FOR ANY CHARGES OR EXPENSES OF ANY NATURE INCURRED WITHOUT SELLER'S WRITTEN CONSENT, WHETHER BASED IN CONTRACT, TORT OR OTHER LEGAL THEORY. IN NO EVENT SHALL SELLER'S LIABILITY UNDER ANY CLAIM MADE BY BUYER EXCEED THE PURCHASE PRICE PAID FOR THE PRODUCTS.

8. **Loss to Buyer's Property.** Any designs, tools, patterns, materials, drawings, confidential information or equipment furnished by Buyer or any other items which are or become Buyer's property, will be considered obsolete and may be destroyed by Seller after two (2) consecutive years have elapsed without Buyer ordering the Products manufactured using such property. Seller shall not be responsible for any loss or damage to such property while it is in Seller's possession or control.

9. **Special Tooling.** Special Tooling includes but is not limited to tooling, jigs, fixtures and associated manufacturing equipment acquired or necessary to manufacture Products. A tooling charge may be imposed for any Special Tooling. Such Special Tooling shall be and remain Seller's property notwithstanding payment of any charges by Buyer. In no event will Buyer acquire any interest in Special Tooling belonging to Seller that is utilized in the manufacture of the Products, even if such Special Tooling has been specially converted or adapted for such manufacture and notwithstanding any charges paid by Buyer. Unless otherwise agreed, Seller has the right to alter, discard or otherwise dispose of any Special Tooling or other property in its sole discretion at any time.

10. **Security Interest.** To secure payment of all sums due, Seller retains a security interest in all Products delivered to Buyer and, Buyer's acceptance of these Terms is deemed to be a Security Agreement under the Uniform Commercial Code. Buyer authorizes Seller as its attorney to execute and file on Buyer's behalf all documents Seller deems necessary to perfect its security interest.

11. **User Responsibility.** The Buyer through its own analysis and testing, is solely responsible for making the final selection of the Products and assuring that all performance, endurance, maintenance, safety and warning requirements of the application of the Products are met. The Buyer must analyze all aspects of the application and follow applicable industry standards, specifications, and other technical information

provided with the Product. If Seller provides Product options based upon data or specifications provided by the Buyer, the Buyer is responsible for determining that such data and specifications are suitable and sufficient for all applications and reasonably foreseeable uses of the Products. In the event the Buyer is not the end-user, Buyer will ensure such end-user complies with this paragraph.

12. **Use of Products, Indemnity by Buyer.** Buyer shall comply with all instructions, guides and specifications provided by Seller with the Products. **Unauthorized Uses.** If Buyer uses or resells the Products for any uses prohibited in Seller's instructions, guides or specifications, or Buyer otherwise fails to comply with Seller's instructions, guides and specifications, Buyer acknowledges that any such use, resale, or non-compliance is at Buyer's sole risk. Buyer shall indemnify, defend, and hold Seller harmless from any losses, claims, liabilities, damages, lawsuits, judgments and costs (including attorney fees and defense costs), whether for personal injury, property damage, intellectual property infringement or any other claim, brought by or incurred by Buyer, Buyer's employees, or any other person, arising out of: (a) improper selection, application, design, specification or other misuse of Products provided by Seller; (b) any act or omission, negligent or otherwise, of Buyer; (c) Seller's use of patterns, tooling, equipment, plans, drawings, designs or specifications or other information or things furnished by Buyer; (d) damage to the Products from an external cause, repair or attempted repair by anyone other than Seller, failure to follow instructions, guides and specifications provided by Seller, use with goods not provided by Seller, or opening, modifying, deconstructing or tampering with the Products for any reason; or (e) Buyer's failure to comply with these Terms. Seller shall not indemnify Buyer under any circumstance except as otherwise provided in these Terms.

13. **Cancellations and Changes.** Buyer may not cancel or modify any order for any reason, except with Seller's written consent and upon terms that will indemnify, defend and hold Seller harmless against all direct, incidental and consequential loss or damage. Seller, at any time, may change Product features, specifications, designs and availability.

14. **Limitation on Assignment.** Buyer may not assign its rights or obligations without the prior written consent of Seller.

15. **Force Majeure.** Seller does not assume the risk and is not liable for delay or failure to perform any of Seller's obligations by reason of events or circumstances beyond its reasonable control ("Events of Force Majeure"). Events of Force Majeure shall include without limitation: accidents, strikes or labor disputes, acts of any government or government agency, acts of nature, delays or failures in delivery from carriers or suppliers, shortages of materials, or any other cause beyond Seller's reasonable control.

16. **Waiver and Severability.** Failure to enforce any provision of these Terms will not invalidate that provision; nor will any such failure prejudice Seller's right to enforce that provision in the future. Invalidation of any provision of these Terms by legislation or other rule of law shall not invalidate any other provision herein and, the remaining provisions will remain in full force and effect.

17. **Termination.** Seller may terminate any agreement governed by or arising from these Terms for any reason and at any time by giving Buyer thirty (30) days prior written notice. Seller may immediately terminate, in writing, if Buyer: (a) breaches any provision of these Terms (b) appoints a trustee, receiver or custodian for all or any part of Buyer's property (c) files a petition for relief in bankruptcy on its own behalf, or one if filed by a third party (d) makes an assignment for the benefit of creditors; or (e) dissolves its business or liquidates all or a majority of its assets.

18. **Ownership of Software.** Seller retains ownership of all Software supplied to Buyer hereunder. In no event shall Buyer obtain any greater right in and to the Software than a right in the nature of a license limited to the use thereof and subject to compliance with any other terms provided with the Software.

19. **Indemnity for Infringement of Intellectual Property Rights.** Seller is not liable for infringement of any patents, trademarks, copyrights, trade dress, trade secrets or similar rights ("Intellectual Property Rights") except as provided in this Section. Seller will defend at its expense and will pay the cost of any settlement or damages awarded in an action brought against Buyer based on a third party claim that one or more of the Products sold hereunder infringes the Intellectual Property Rights of a third party in the country of delivery of the Products by the Seller to the Buyer. Seller's obligation to defend and indemnify Buyer is contingent on Buyer notifying Seller within ten (10) days after Buyer becomes aware of any such claim, and Seller having sole control over the defense of the claim including all negotiations for settlement or compromise. If one or more Products sold hereunder is subject to such a claim, Seller may, at its sole expense and option, procure for Buyer the right to continue using the Products, replace or modify the Products so as to render them non-infringing, or offer to accept return of the Products and refund the purchase price less a reasonable allowance for depreciation. Seller has no obligation or liability for any claim of infringement: (i) arising from information provided by Buyer; or (ii) directed to any Products provided hereunder for which the designs are specified in whole or part by Buyer; or (iii) resulting from the modification, combination or use in a system of any Products provided hereunder. The foregoing provisions of this Section constitute Seller's sole and exclusive liability and Buyer's sole and exclusive remedy for such claims of infringement of Intellectual Property Rights.

20. **Governing Law.** These Terms and the sale and delivery of all Products are deemed to have taken place in, and shall be governed and construed in accordance with, the laws of the State of Ohio, as applicable to contracts executed and wholly performed therein and without regard to conflicts of laws principles. Buyer irrevocably agrees and consents to the exclusive jurisdiction and venue of the courts of Cuyahoga County, Ohio with respect to any dispute, controversy or claim arising out of or relating to the sale and delivery of the Products.

21. **Entire Agreement.** These Terms, along with the terms set forth in the main body of any Quote, forms the entire agreement between the Buyer and Seller and constitutes the final, complete and exclusive expression of the terms of sale. In the event of a conflict between any term set forth in the main body of a Quote and these Terms, the terms set forth in the main body of the Quote shall prevail. All prior or contemporaneous written or oral agreements or negotiations with respect to the subject matter shall have no effect. These Terms may not be modified unless in writing and signed by an authorized representative of Seller.

22. **Compliance with Laws.** Buyer agrees to comply with all applicable laws, regulations, and industry and professional standards, including those of the United States of America, and the country or countries in which Buyer may operate, including without limitation the U.S. Foreign Corrupt Practices Act ("FCPA"), the U.S. Anti-Kickback Act ("Anti-Kickback Act"), U.S. and E.U. export control and sanctions laws ("Export Laws"), the U.S. Food Drug and Cosmetic Act ("FDCA"), and the rules and regulations promulgated by the U.S. Food and Drug Administration ("FDA"), each as currently amended. Buyer agrees to indemnify, defend, and hold harmless Seller from the consequences of any violation of such laws, regulations and standards by Buyer, its employees or agents. Buyer acknowledges that it is familiar with all applicable provisions of the FCPA, the Anti-Kickback Act, Export Laws, the FDCA and the FDA and certifies that Buyer will adhere to the requirements thereof and not take any action that would make Seller violate such requirements. Buyer represents and agrees that Buyer will not make any payment or give anything of value, directly or indirectly, to any governmental official, foreign political party or official thereof, candidate for foreign political office, or commercial entity or person, for any improper purpose, including the purpose of influencing such person to purchase Products or otherwise benefit the business of Seller. Buyer further represents and agrees that it will not receive, use, service, transfer or ship any Product from Seller in a manner or for a purpose that violates Export Laws or would cause Seller to be in violation of Export Laws.

5/2017

CUSTOMER RESPONSIBILITY



WARNING – USER RESPONSIBILITY

FAILURE OR IMPROPER SELECTION OR IMPROPER USE OF THE PRODUCTS DESCRIBED HEREIN OR RELATED ITEMS CAN CAUSE DEATH, PERSONAL INJURY AND PROPERTY DAMAGE.

This document and other information from Parker Hannifin Corporation, its subsidiaries and authorized distributors provide product or system options for further investigation by users having technical expertise.

The user, through its own analysis and testing, is solely responsible for making the final selection of the system and components and assuring that all

performance, endurance, maintenance, safety and warning requirements of the application are met. The user must analyze all aspects of the application, follow applicable industry standards, and follow the information concerning the product in the current product catalog and in any other materials provided from Parker or its subsidiaries or authorized distributors.

To the extent that Parker or its subsidiaries or authorized distributors provide component or system options based upon data or specifications provided by the user, the user is responsible for determining that such data and specifications are suitable and sufficient for all applications and reasonably foreseeable uses of the components or systems.

OFFER OF SALE

The items described in this document are hereby offered for sale by Parker Hannifin Corporation, its subsidiaries or its authorized distributors. This offer and its acceptance are governed by the provisions stated in the detailed “Offer of Sale” elsewhere in this document or available at www.parker.com.

PARKER CHOMERICS WORLDWIDE

Corporate Facilities

To place an order please contact a customer service representative at the following locations:

North America

Global Division Headquarters

77 Dragon Court
Woburn, MA
Phone +1 781-935-4850
Fax +781-933-4318
chomailbox@parker.com

Product Disclosure

(ROHS/REACH, Material
Declarations, SDS)
choproductdisclosure@parker.com

Europe

Parker Hannifin Ltd

Chomerics Division Europe
Unit 6, Century Point
Halifax Road
High Wycombe
Bucks HP12 3SL
UK
Phone +44 1494 455400
Fax +44 14944 55466
chomerics_europe@parker.com

Asia Pacific

Parker Hannifin

Chomerics Shanghai
280 Yunqiao Road, Jin Qiao Export
Processing Zone, Shanghai 201206,
China
Phone +86 21 2899 5000
Fax +86 21 2899 5146
chomerics_ap@parker.com

Parker Hannifin

Chomerics Shenzhen
No.5 Bldg Jinrongda Technological Park
Gangtou Village, Bantian Longgang
District Shenzhen, 518122
China
Phone +86 755 8974 8558
Fax +86 755 8974 8560
chomerics_ap@parker.com

Parker Hannifin

Chomerics Kuala Lumpur
Lot 15, Jalan Gudang 16/9
Section 16, Shah Alam
Industrial Estate, 40200 Shah Alam
Selangor, Malaysia
Phone +603 5510 9188
Fax +603 5512 6988
chomerics_ap@parker.com

Penang, Malaysia

No.3, Puncak Perusahaan 1, 13600
Prai, Penang, Malaysia
Phone +604 398329
Fax +604 3983299
chomerics_ap@parker.com

Parker Hannifin India

Private Limited

Chomerics Division
Plot No. 41/2, 8th Avenue DTA,
Anjur Village, Mahindra World City,
Chengalpattu, Tamilnadu - 603 004,
India
Phone +91 44 67132333
Phone +91 44 67132045
chomerics_ap@parker.com

Manufacturing Facilities

Woburn, MA; Hudson, NH; Cranford, NJ; Fairport, NY; Monterrey, Mexico; Grantham, UK; High Wycombe, UK; Saint Ouen L'Aumone, France; Sadska, Czech Republic; Shanghai, PRC; Shenzhen, PRC; Penang, Malaysia; Kuala Lumpur, Malaysia; Chennai, India.

www.parker.com/chomerics

CHOMERICS is a registered trademark of Parker Hannifin Corporation. THERM-A-FORM and THERM-A-GAP are trademarks of Parker Hannifin Corporation. Other trademarks are the property of their respective owners.