




1-WATT 900 MHZ
RF MODULES
FOR OEMS



XBEE® SX MODULES

1-Watt 900 MHz RF module features best-in-class range and power consumption for mission-critical wireless products.

XBee SX 1-Watt 900 MHz RF modules are the “muscle modules” of the XBee ecosystem, providing a combination of reliability and redundancy for OEMs building low-power, mission-critical wireless devices. They utilize the DigiMesh® networking protocol, featuring redundant mesh network operation and support for low-power sleeping nodes.


With RF line-of-sight ranges up to 65 miles and strong interference blocking, these modules are ideal for applications requiring the combination of range, data redundancy and data reliability.

The XBee SX modules can be configured easily using Digi’s free XCTU software or via Digi’s simplified AT or API command sets. They are pre-certified for use in multiple countries and include integrated antennas, removing the burden of RF development/support costs and enabling fast time to market for OEM designs. The modules provide secure, reliable delivery of critical data between devices with 256-bit AES encryption, and the small XBee surface-mount form factor saves valuable board space.

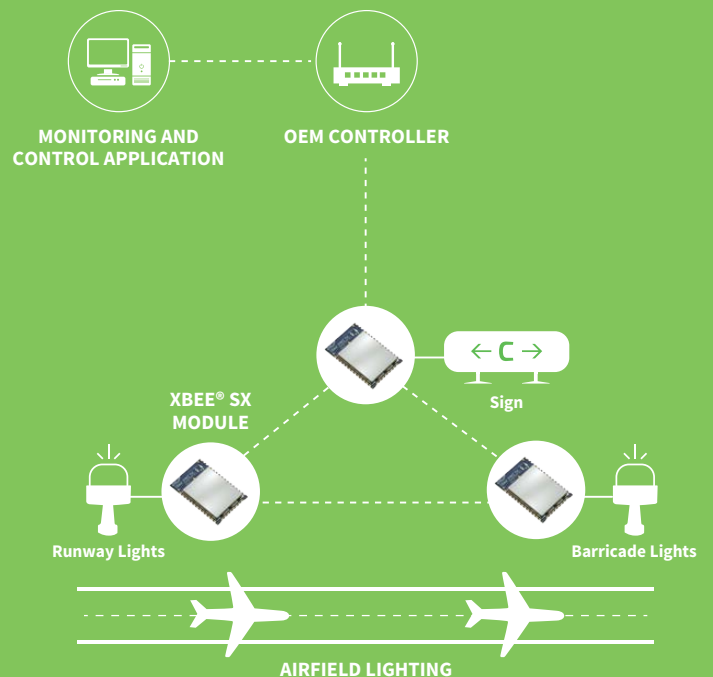
BENEFITS

- Adjustable output power up to 1-Watt achieves 65 mile range with high gain antenna
- DigiMesh networking topology for redundancy and reliability
- 256-bit AES encryption for secure data communications
- XBee SMT form factor saves valuable PCB space
- Fully certified for use in unlicensed 900 MHz band

RELATED PRODUCTS



APPLICATION EXAMPLE



SPECIFICATIONS		XBee® SX Module	XBee-PRO® SX Module
PERFORMANCE			
FREQUENCY RANGE	ISM 902 to 928 MHz		
TRANSMIT POWER (SOFTWARE SELECTABLE)	Up to 13 dBm	Up to 30 dBm*	
CHANNELS	10 hopping sequences share 50 frequencies		
RF DATA RATE	Low data rate: 10 kb/s; Middle data rate: 110 kb/s; High data rate: 250 kb/s		
MAXIMUM DATA THROUGHPUT	High data rate: 120 kb/s		
AVAILABLE CHANNEL FREQUENCIES	Low and middle data rate: 101**; High data rate: 50		
RECEIVER SENSITIVITY	Low data rate: -113 dBm; Middle data rate: -106 dBm; High data rate: -103 dBm		
RECEIVER IF SELECTIVITY	Low data rate, +/- 250 kHz: 40 dB; Low data rate, +/- 500 kHz: 50 dB Middle data rate, +/- 250 kHz: 30 dB; Middle data rate, +/- 500 kHz: 40 dB High data rate, +/- 500 kHz: 30 dB; High data rate, +/- 1000 kHz: 45 dB		
RECEIVER RF SELECTIVITY	Below 900 MHz and above 930 MHz; > 50 dB		
RURAL RANGE LINE OF SIGHT***	Low data rate: Up to 14.5 km (9 mi)	Low data rate: Up to 105 km (65 mi)	
URBAN RANGE LINE OF SIGHT****	Low data rate: Up to 2.5 km (1.5 mi)	Low data rate: Up to 18 km (11 mi)	
INDOOR RANGE	Low data rate: Up to 100 m (330 feet)	Low data rate: Up to 300 m (1,000 feet)	
NETWORKING AND SECURITY			
MODULATION	Gaussian Frequency Shift Keying		
SPREADING TECHNOLOGY	Frequency Hopping Spread Spectrum (FHSS)		
SUPPORTED NETWORK TOPOLOGIES (SOFTWARE SELECTABLE)	Peer-to-peer (master/slave relationship not required), point-to-point/point-to-multipoint, mesh		
ENCRYPTION	Optional 256-bit AES CBC encryption. Encryption is enabled with the ATKY command.		
GENERAL			
DIMENSIONS	3.38 x 2.21 x 1.29 cm (1.33 x 0.87 x 0.12 in)		
WEIGHT	3 g		
ROHS	Compliant		
MANUFACTURING	ISO 9001:2000 registered standards		
HOST INTERFACE CONNECTOR	37 castellated SMT pads		
ANTENNA CONNECTOR OPTIONS	U.FL or RF pad		
ANTENNA IMPEDANCE	50 ohms unbalanced		
MAXIMUM INPUT RF LEVEL AT ANTENNA PORT	6 dBm		
OPERATING TEMPERATURE	-40° C to 85° C		
POWER REQUIREMENTS			
SUPPLY VOLTAGE	2.4 to 3.6 VDC, 3.3 V typical	2.6 to 3.6 VDC, 3.3 V typical	
RECEIVE CURRENT	VCC = 3.3 V 40 mA	40 mA	
TRANSMIT CURRENT	VCC = 3.3 V 55 mA @ 13 dBm; 45 mA @ 10 dBm; 35 mA @ 0 dBm	900 mA @ 30 dBm; 640 mA @ 27 dBm; 330 mA @ 20 dBm	
SLEEP CURRENT	VCC = 3.3 V 2.5 uA		
REGULATORY APPROVALS			
UNITED STATES	FCC ID: MCQ-XBSX	FCC ID: MCQ-XBPSX	
CANADA	IC: 1846A-XBSX	IC: 1846A-XBPSX	
AUSTRALIA	RCM (pending)	RCM (pending)	

* 30 dBm guaranteed at 3.3 V an+A4:D57 above. Maximum power will decrease at lower voltages.

** The device hops on 50 channels selected, using the CM command, from 101 available frequencies.

*** We estimate rural ranges based on a 14.5 km (9 mi) range test with dipole antennas.

**** Range estimated assuming that the urban noise floor is approximately 15 dB higher than rural. The actual range depends on the setup and level of interference in your location.

PART NUMBERS	DESCRIPTION
KITS	
XK9X-DMS-0	XBee SX RF Module Dev Kit
Modules	
XB9X-DMRS-001	XBee SX, 20 mW, DigiMesh, SMT, RF Pad, North America
XB9X-DMUS-001	XBee SX, 20 mW, DigiMesh, SMT, U.FL, North America
XBP9X-DMRS-001	XBee-PRO SX, 1W, DigiMesh, SMT, RF Pad, North America
XBP9X-DMUS-001	XBee-PRO SX, 1W, DigiMesh, SMT, U.FL, North America

FOR MORE INFORMATION
PLEASE VISIT WWW.DIGI.COM

DIGI SERVICE AND SUPPORT / You can purchase with confidence knowing that Digi is always available to serve you with expert technical support and our industry leading warranty. For detailed information visit www.digi.com/support.

© 1996-2016 Digi International Inc. All rights reserved.
All trademarks are the property of their respective owners.

91003242
A2/416

DIGI INTERNATIONAL WORLDWIDE HQ
877-912-3444 / 952-912-3444 / www.digi.com

DIGI INTERNATIONAL FRANCE
+33-1-55-61-98-98 / www.digi.fr

DIGI INTERNATIONAL JAPAN
+81-3-5428-0261 / www.digi-intl.co.jp

DIGI INTERNATIONAL SINGAPORE
+65-6213-5380

DIGI INTERNATIONAL CHINA
+86-21-50492199 / www.digi.com.cn

