
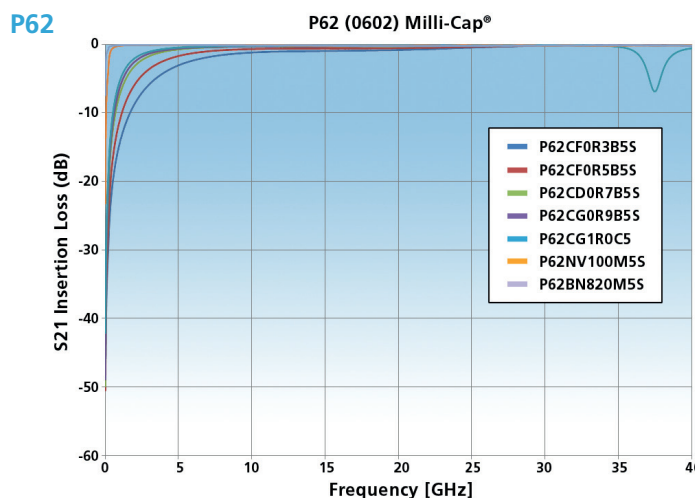
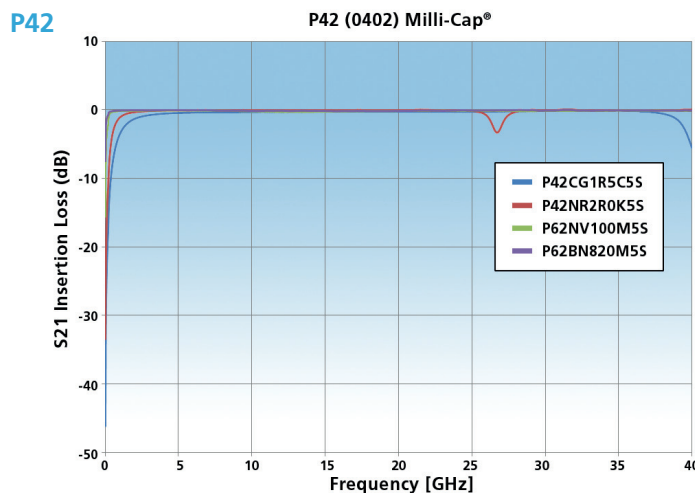
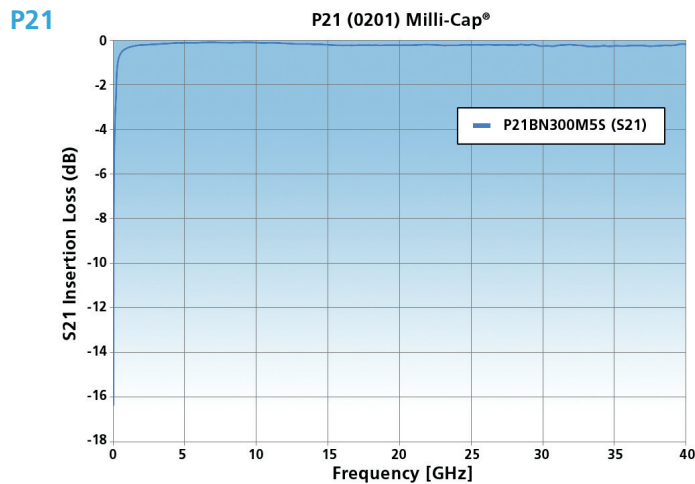


Milli-Cap[®] Ideal SMT Capacitor

Insertion Loss



Description

- 0201, 0402 and 0602 footprints
- Low Loss High Q part
- Very Low Series Inductance
- Ultra High Series Resonance
- Matches typical 50Ω line widths
- Behaves like an Ideal Capacitor
- Single piece construction
- Orientation insensitive

Functional Applications

- Test Equipment, Photonics, SONET, TOSA/ROSA, High Speed Data
- Broadband Microwave/Millimeter Wave
- Transimpedance Amplifiers

Specification

Electrical

Temperature Coefficient of Capacitance

X5R: -55°C to +85°C (TCC ± 15%)

X7R: -55°C to +125°C (TCC ± 15%)

Milli-Cap[®] Metallization

7.5μ" Au over 50μ" Ni

Capacitance Range

30pF - 220nF

Dissipation Factor

3.5%

Insulation Resistance

10² MΩ

Maximum Assembly Process Temperature

250°C



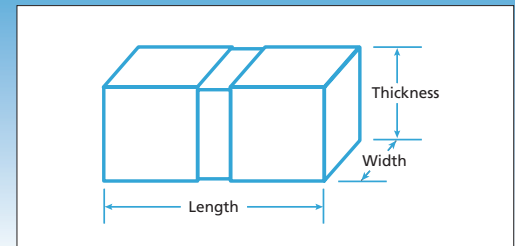
www.dilabs.com

Electrical characteristics - Milli-Cap®

Part Number	Value (pF)	Voltage Rating	TCC	Dissipation Factor (Max)	Insulation Resistance (Min)	Frequency Range
P21BN300M5S	30	50	± 15%	3.5%	10 ⁵ MΩ	20MHz – 40GHz
P42BN820M5S	82	50	± 15%	3.5%	10 ⁵ MΩ	20MHz – 40GHz
P42NR2R0K5S	2	50	N1500 ± 500ppm/°C	0.25%	10 ⁶ MΩ	4GHz – 20GHz
P42CG1R5C5S	1.5	50	0 ± 30ppm/°C	0.7%	10 ⁶ MΩ	8GHz – 32GHz
P62BN820M5S	82	50	± 15%	3.5%	10 ⁵ MΩ	20MHz – 40GHz
P62NV100M5S	10	50	N4700 ± 1000ppm/°C	1.2%	10 ⁶ MΩ	4GHz – 20GHz
P62CG1R0C5S	1	50	0 ± 30ppm/°C	0.7%	10 ⁶ MΩ	18GHz – 40GHz
P62CD0R7B5S	0.7	50	N20 ± 15ppm/°C	0.15%	10 ⁶ MΩ	20GHz – 40GHz
P62CF0R5B5S	0.5	50	0 ± 15 ppm/°C	0.6%	10 ⁶ MΩ	28GHz – 40GHz

Dimensional specifications - Milli-Cap°

Case size	Milli-Cap°		
	Length	Width	Thickness
P21 (0201)	0.020" ± 0.004"	0.012" ± 0.002"	0.010" ± 0.002"
P42 (0402)	0.038" ± 0.004"	0.020" ± 0.002"	0.020" ± 0.002"
P62 (0602)	0.058" ± 0.004"	0.020" ± 0.002"	0.020" ± 0.002"



Attachment Methods - Milli-Cap°

Recommended attachment to soft or hard substrate using Conductive Epoxy

1. Place a single drop of conductive epoxy onto each micro strip as illustrated; the edge of the epoxy shall be at least .003" - .004" back from the edge of the trace to prevent filling the gap with epoxy.
2. Centering the termination gap of the capacitor within the gap in the micro strip, press with careful, even pressure onto the micro strip ensuring the terminations make good contact with the epoxy drops.

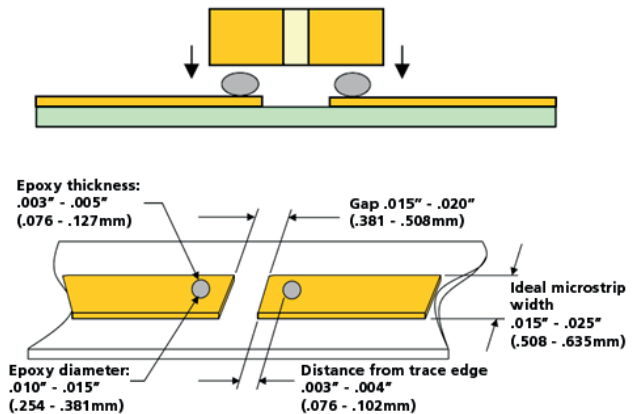
3. Cure according to the epoxy manufacturer's preferred schedule, typically 125°C to 150°C max.
4. After curing, inspect joint for epoxy shorts across the termination and micro strip gaps that would cause a short across the cap.

Isopropanol and Methanol are both safe to use to pre clean Milli-Caps®.

Isopropanol, and Methanol are not to be used after mounting with conductive epoxy as they act as a solvent!

Recommended attachment to soft or hard substrate using Solder

1. Place a single drop of solder paste onto each micro strip as illustrated; the edge of the solder shall be at least .001" - .002" back from the edge of the trace to prevent filling the gap with solder.
2. Centering the termination gap of the capacitor within the gap in the micro strip, press with careful, even pressure onto the micro strip ensuring the terminations make good contact with the drops of solder paste.
3. Reflow according to the solder manufacturer's preferred profile, ensuring the reflow temperature does not exceed 250°C.



4. After the reflow step is completed, inspect joint for voids or excess flux and non-reflowed solder balls that can degrade performance or cause shorts across the gaps. Proper cleaning after the reflow process is crucial to avoiding performance degradation and discovering poor solder joints. Isopropanol and Methanol are both safe to use with soldered Milli-Caps®.



Knowles (Cazenovia)
2777 Route 20 East, Cazenovia,
NY 13035 USA



Phone: +1 315 655 8710
Fax: +1 315 655 0445
DLISales@knowles.com



Novacap
25111 Anza Drive, Valencia,
CA 91355 USA



Phone: +1 661 295 5920
Fax: +1 661 295 5928
NovacapSales@knowles.com



Knowles (UK) Ltd
Hethel Engineering Centre, Chapman Way,
Hethel, Norwich NR14 8FB



Phone: +44 1603 723300
Fax: +44 1603 723301
SyferSales@knowles.com



Knowles (Cazenovia)
2777 Route 20 East, Cazenovia,
NY 13035 USA



Phone: +1 315 655 8710
Fax: +1 315 655 0445
VoltronicsSales@knowles.com