



# Light is OSRAM

Managing innovation at the speed of light

## Largest product portfolio for automotive exterior

### Forward / White lighting

### Signal lighting

**TOPLED®**



LW TVSG.CB

**Advanced Power TOPLED®**




LUW GVCP  
Lx G6CP  
(CW, W)

**OSLON® LX ECE**



LUW CVBP.CE

**OSLON® MX ECE**



LUW CN7N

**OSLON® SX ECE**



LUW CN7M

**OSLON® Compact**



CL = LUW CEUP.CE  
CM = LUW CEUN.CE

**OSLON® Black**



LUW H9GP.CE  
LCW H9GP

**OSRAM OSTAR® Headlamp Pro**



LE UW U1Ax 01  
2 - 5 chip

**SYNOS® P2720**




KW DMLx31.SG  
500µm 750µm 1000µm

**OSLON® Black Flat**



LUW HWQP KW HxL531.TE  
2 - 5 chip

**OSLON® Black Flat S**



KW HxL531.TE  
3 - 5 chip

**TOPLED®**



Lx T67F  
(A, R, S, Y)

**Power TOPLED®**



Lx E67F  
Lx ETSF  
Lx E6SF  
(A, R, S, Y)

**Power TOPLED® with Lens**



Lx E63F  
Lx E65F  
(A, R, S, Y)

**PointLED®**



Lx P47F  
(A, R, S)

**Advanced Power TOPLED®**



Lx G6SP  
(A, R, S, Y, CY)

**OSLON® Compact**



LCY CEUP

**OSLON® SX**



Lx CN5M  
(A, Y)

**Power SIDELED®**



Lx B6SP  
(A, R, S, Y)

**SIDELED®**




Lx A67F  
(A, R, S, Y)

**OSLON® Black**



Lx H9GP  
(A, R, Y)

**OSLON® Black Flat**



Lx H9PP  
(A, R, S, Y, CY)

**SYNOS® P2720**



KY DMLx31.FY Kx DMLx31.23  
(Converted Yellow) (R, S, Y)  
500µm 750µm 1000µm

CW = Warm white  
typ. 2700-4500K

W = White  
typ. 5600K

UW = Ultra white  
typ. 6500K

A = Amber  
617nm

CY = Converted yellow  
0.56 / 0.42

R = Red  
625nm

S = Super red  
633nm

Y = Yellow  
590nm



Light is OSRAM

Status 07-2017 - OSRAM Opto Semiconductors - Images not to scale  
Subject to change without notice - Errors and omission excepted - Check website for datasheets

**OSRAM**  
Opto Semiconductors